

# Use the Find Care tool at anthem.com to find an Anthem provider

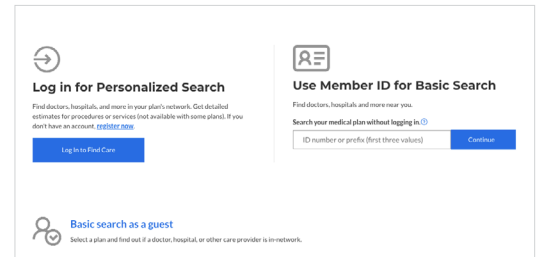
Anthem's Find Care tool was created to make it easy to find the care you need.

Use this quick step-by-step guide to help you find care.

## Step 1

Go to [anthem.com/find-care](https://anthem.com/find-care).

- For guests — Choose **Basic search as a guest**.
- For members — You can either select **Log in for Personalized Search** on the left or you can search without logging in by selecting **Use Member ID for Basic Search** on the right.



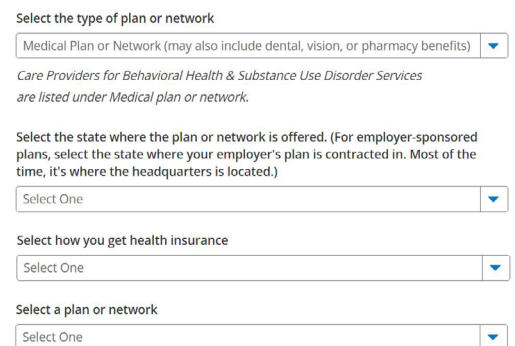
The screenshot shows two main options for logging in. On the left, under 'Log in for Personalized Search', there is a link to 'Log in to Find Care'. On the right, under 'Use Member ID for Basic Search', there is a field for 'ID number or prefix (first three values)' and a 'Continue' button. Below these, there is a link for 'Basic search as a guest'.

## Step 2

Scroll down and complete the following fields:

- Select the type of plan or network — Use the drop-down menu to choose **Medical Plan or Network**.
- Select the state — Use the drop-down menu to choose
- Select how you get health insurance — Use the drop-down menu to choose
- Select a plan or network — Use the drop-down menu to choose
- Select the **Continue** button.

### Basic search as a guest

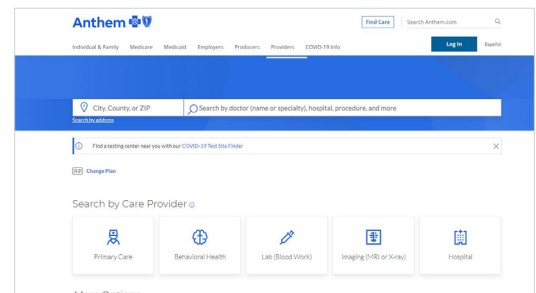


The screenshot shows the 'Basic search as a guest' form. It includes a dropdown menu for 'Select the type of plan or network' with 'Medical Plan or Network' selected. Below this is a note: 'Care Providers for Behavioral Health & Substance Use Disorder Services are listed under Medical plan or network.' There are three more dropdown menus: 'Select the state where the plan or network is offered', 'Select how you get health insurance', and 'Select a plan or network'. Each dropdown has 'Select One' as the current selection.

## Step 3

Enter the city, county, or ZIP code on the top left. You now have two options to narrow your search:

- **Option 1** — Enter a care provider or hospital by name or specialty in the search box. The results will appear below the *search box*, where you can select the name for more details about the care provider or hospital.
- **Option 2** — **Search by Care Provider**. Select the icon of the type of care provider you're looking for. The results will appear on a new screen, and you can select the care provider or hospital name for additional details.



The screenshot shows the Anthem Find Care tool search results. At the top, there is a search bar with 'City, County, or ZIP' and 'Search by doctor (name or specialty), hospital, procedure, and more'. Below the search bar, there is a 'Change Plan' button. Under 'Search by Care Provider', there are five icons: 'Primary Care', 'Behavioral Health', 'Lab (Blood Work)', 'Imaging (MRI or X-ray)', and 'Hospital'. Below these icons, there is a link for 'More Options'.

## Step 4

View your search results:

- Choose the printer icon to print the results of your search, or select the email icon to email the search results.
- Select a care provider name to see more details.
- Choose **Back to Find Care** on the upper left or **Back** button at the bottom of the screen to return to your results.



### We are here to help

If you have questions, please call Member Services using the phone number listed on the back of your health plan ID card.

